

## Tech Sheet: Titan Tornado

(titan-TOR.pdf)



Sky Arrow Standard Canopy Cover

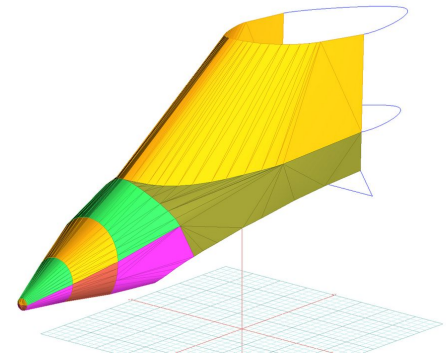
### Section 1: Canopy/Cockpit/Fuselage Covers

The **Canopy/Nose Cover** combines a Canopy Cover and a Nose cover. The Titan Tornado Canopy/Nose Cover is designed to enclose the windshield, all side windows, canopy roof, and also extends forward to cover the nose. It is a one-piece cover. The Canopy/Nose Cover is custom designed for each model, as well as your aircraft's specific antenna and temperature probe placements. The Canopy/Nose Cover attaches using adjustable "belly straps", which run under the belly and connect to the other side of the cover with a quick-release plastic buckle. To ensure the most secure fit, high-quality shock cord is enclosed in the hem of the cover to help keep the cover tighter against the airplane. Canopy Covers are commonly referred to as Cabin Covers, Fuselage Covers, Canvas Covers, Canopy Caps, etc.

This cover type is made from Silver Acrylic Sunbrella canvas and is 100% lined with a soft and smooth microfiber. Bruce's Custom Covers developed this material combination especially for aircraft protection. The outer material is medium weight and treated for water resistance, UV resistance and anti-static buildup. The inner lining is a very soft and smooth microfiber to prevent scratching. The material is very reflective, and tests show that the cabin interior temperature can be reduced to near-ambient temperature on the hottest of days. It is water, ice and snow repellent, yet breathable to allow moisture to escape from between the cover and the aircraft surface.



Titan Tornado Canopy/Nose, Wings & Empennage Cover



Titan Tornado Canopy/Nose Cover, 3D model

Description	Part Number	Price
CANOPY/NOSE COVER	<b>TOR-001</b>	<b>\$520.00</b>

### Section 3: Plugs & Protection

**Titan Tornado Pitot Tube Covers**, NOT HEAT RESISTANT TYPE, are made of Naugahyde vinyl, and are designed to cover the entire pitot assembly. Slipping over the tube, the cover tightens around the base with a Velcro strap detail. A "Remove Before Flight" streamer is attached to the cover. **Heat Resistant Pitot Covers** are an upgrade to this design, and help prevent the pitot cover from melting onto the tube if the pitot heat is accidentally turned on while installed. If you want the set tethered together, please let us know.

Description	Part Number	Price
PITOT COVER (custom, specific size and type)	<b>TOR-500</b>	<b>\$45.00</b>

### Section 4: Wing/Tail/Empennage Covers

The **Titan Tornado Empennage Cover** is a complete, one-piece cover which covers both the vertical and horizontal stabilizers, as well as the tailboom. It is normally made from *Solution-Dyed Polyester* or *Acrylic Sunbrella*. The cover attaches with adjustable straps underneath the belly. The cover is pulled back over the vertical stabilizer and a plastic all-weather zipper is closed at the trailing edge of the rudder. The cover is then stretched over the elevators and zippered closed along the bottom outboard elevator surfaces. The covers cinch under the horizontal stabilizers using adjustable straps. All antennas, beacons and static wicks, if applicable, are accounted for in the design.

**ALL-YEAR USE MATERIAL** - Made with Silver Acrylic Sunbrella canvas, the all-year use material is the best option for sun protection and cover longevity. This heavier more durable material is intended for all weather conditions, such as rain and snow or lots of sun.

**WINTER USE MATERIAL** - Made with Solution-Dyed Polyester fabric, this option is intended for seasonal use to aid in deicing, rain mitigation, or for occasional travel. The material is lighter and more compact, but more susceptible to UV damage and may have a shorter useful life if used continuously outside than the all-year use material.

The **Titan Tornado Wing Covers** are a perfect solution to protect your paint from sun damage and prevent winter frost, snow, ice buildup, and corrosion. They are made from Solution-Dyed Polyester or Acrylic *Sunbrella* and form-fit to slip around each wing tip, cover the entire upper surface of the wing and wrap around the leading and trailing edges. The covers secure under the wing with adjustable straps from the trailing edge to the leading edge. The wing covers can also attach to each other with adjustable straps at the leading and trailing edges of the wing under the belly of the plane. In some instances, cut-outs are made in the trailing edge of the wing covers to accommodate static wicks. We have the ability to also accommodate wing tip modifications, such as STOL kits, droop tips, and vortex generators. Wing covers are labeled LEFT and RIGHT for your convenience. Wing Covers are available for winter use or long-term, all-year use. A Hail Protection version can be made which incorporates very dense closed cell foam into the

entire upper surface of the wing covers to help prevent hail damage. Although these covers are bulky, they do help protect your wing and control surfaces against small to medium-size hail.

**ALL-YEAR USE MATERIAL** - Made with Silver Acrylic Sunbrella canvas, the all-year use material is the best option for sun protection and cover longevity. This heavier more durable material is intended for all weather conditions, such as rain and snow or lots of sun.

**WINTER USE MATERIAL** - Made with Solution-Dyed Polyester fabric, this option is intended for seasonal use to aid in deicing, rain mitigation, or for occasional travel. The material is lighter and more compact, but more susceptible to UV damage and may have a shorter useful life if used continuously outside than the all-year use material.



Titan Tornado Canopy/Nose, Wings & Empennage Cover



Titan Tornado Empennage Cover, test fit cover

Description	Part Number	Price
WING COVERS, WINTER USE	TOR-200	\$520.00
WING COVERS, ALL-YEAR USE	TOR-205	\$600.00
EMPENNAGE COVER, WINTER USE	TOR-400	\$675.00
EMPENNAGE COVER, ALL-YEAR USE	TOR-405	\$790.00

Section 7: Light Weight Products: Travel Covers and FlyAway Covers

The **Canopy/Nose Cover** combines a Canopy Cover and a Nose cover. The Titan Tornado Canopy/Nose Cover is designed to enclose the windshield, all side windows, canopy roof, and also extends forward to cover the nose. It is a one-piece cover. The Canopy/Nose Cover is custom designed for each model, as well as your aircraft's specific antenna and temperature probe placements. The Canopy/Nose Cover attaches using adjustable "belly straps", which run under the belly and connect to the other side of the cover with a quick-release plastic buckle. To ensure the most secure fit, high-quality shock cord is enclosed in the hem of the cover to help keep the cover tighter against the airplane. Canopy Covers are commonly referred to as Cabin Covers, Fuselage Covers, Canvas Covers, Canopy Caps, etc.

This cover type is made from Silver Acrylic Sunbrella canvas and is 100% lined with a soft and smooth microfiber. Bruce's Custom Covers developed this material combination especially for aircraft protection. The outer material is medium weight and treated for water resistance, UV resistance and anti-static buildup. The inner lining is a very soft and smooth microfiber to prevent scratching. The material is very reflective, and tests show that the cabin interior temperature can be reduced to near-ambient temperature on the hottest of days. It is water, ice and snow repellent, yet breathable to allow moisture to escape from between the cover and the aircraft surface.





Titan Tornado Canopy/Nose Cover



Titan Tornado Canopy/Nose Cover

Description	Part Number	Price
TRAVEL COVER, Light Weight Canopy/Nose Cover	TOR-801	\$420.00

**Prices subject to change. Other Covers and Design Alterations: Prices on request.**  
**Prices are FOB Morgan Hill, CA. Sales tax on orders shipped to California addresses. Orders take approximately 3 weeks to complete. For domestic orders we normally ship by UPS ground service. Next day shipping and air parcel post is available on request. We can take payment by Visa, Mastercard, American Express, or Discover.**

**Bruce's Custom Covers offers protective covers and plugs for virtually every type of airplane, jet and helicopter. If you have questions about our products please call any time TOLL FREE: 800/777-6405, or FAX: 408/738-2729.**

**Instructions:** Measure to the nearest 1/8" and only fill in what applies. You may email, fax or phone in the measurements.

Aircraft Reg / Tail Number: \_\_\_\_\_ Aircraft Type: \_\_\_\_\_ Year: \_\_\_\_\_

Name: \_\_\_\_\_ Phone & Email: \_\_\_\_\_

## Propellor Measurements

Please check one:

2 - Blade

3 - Blade

4 - Blade

- |          |                                     |  |
|----------|-------------------------------------|--|
| <b>A</b> | Measure along surface of cone       |  |
| <b>B</b> | Measure "straight line" base to tip |  |
| <b>C</b> | Base to top of blade root opening   |  |
| <b>D</b> | Provide diameter or circumference   |  |
| <b>E</b> | Provide diameter or circumference   |  |
| <b>F</b> | Blade root to prop tip              |  |
| <b>G</b> | Trailing edge to leading edge       |  |
| <b>H</b> | Trailing edge to leading edge       |  |
| <b>J</b> | Trailing edge to leading edge       |  |





A division of Aircraft Covers, Inc.

## Canopy Cover Measuring Worksheet

(High-wing: Temperature Probe & Antennas)

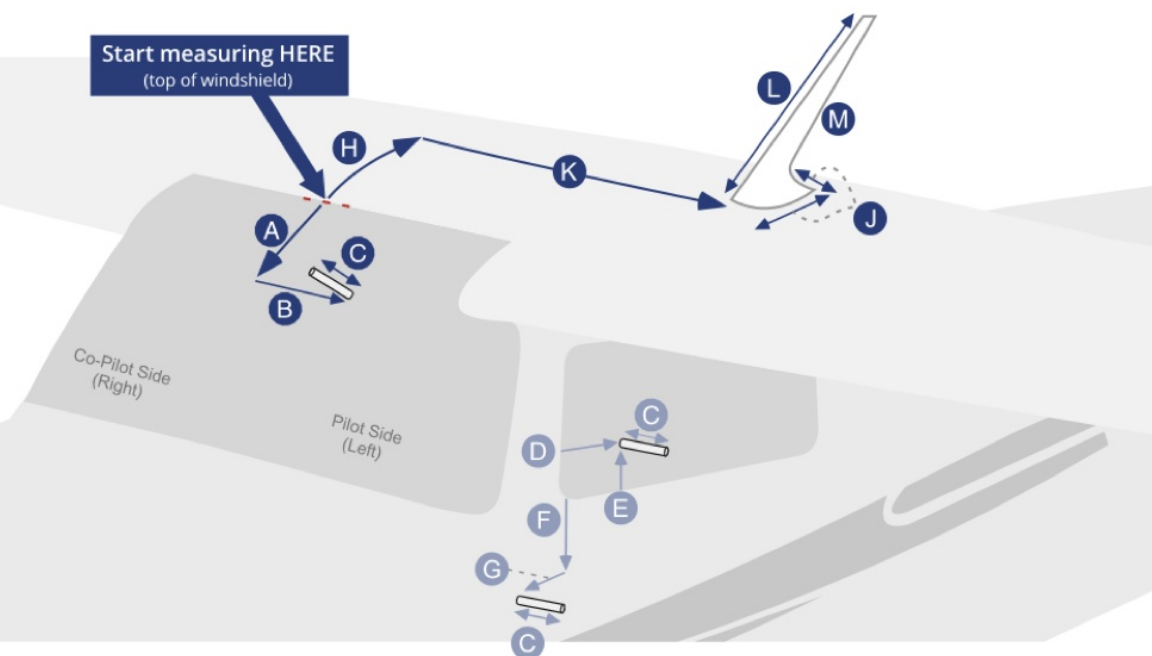
**Instructions:** Measure to the nearest 1/8" and only fill in what applies. You may email, fax or phone in the measurements.

Aircraft Reg / Tail Number: \_\_\_\_\_ Aircraft Type: \_\_\_\_\_ Year: \_\_\_\_\_

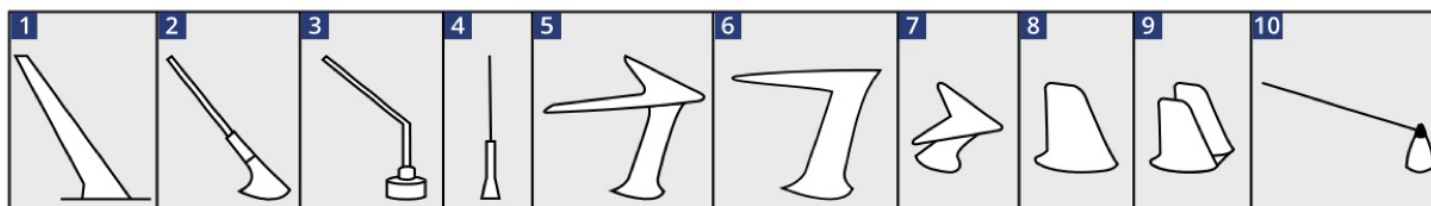
Name: \_\_\_\_\_ Phone & Email: \_\_\_\_\_

### OAT Placement

<b>A</b>	From top of windshield
<b>B</b>	Offset from centerline
	Left Center Right (pilot) (co-pilot)
<b>C</b>	Height
<b>D</b>	From FWD edge
<b>E</b>	From lower edge
<b>F</b>	From forward corner
<b>G</b>	Distance forward



Antenna Placements	Example (inches or metric)	Antenna #1			Antenna #2			Antenna #3			Antenna #4		
<b>H</b> Distance from top center windshield to front of Antenna	34 5/8"												
<b>J</b> Length/Width of Antenna base	5 1/2" x 3 1/4"												
<b>K</b> Offset from Centerline	9 1/2"												
Antenna Offset (mark one)	Left Center Right (pilot) X (co-pilot)	Left Center Right (pilot) (co-pilot)	Left Center Right (pilot) (co-pilot)	Left Center Right (pilot) (co-pilot)	Left Center Right (pilot) (co-pilot)	Left Center Right (pilot) (co-pilot)	Left Center Right (pilot) (co-pilot)	Left Center Right (pilot) (co-pilot)	Left Center Right (pilot) (co-pilot)	Left Center Right (pilot) (co-pilot)	Left Center Right (pilot) (co-pilot)	Left Center Right (pilot) (co-pilot)	Left Center Right (pilot) (co-pilot)
<b>L</b> Slope length of Antenna (types 1-3 only)	18"												
<b>M</b> Antenna Type (see types below)	1												



Ph: 408/738-3959 • Toll Free: 800/777-6405 • Fax: 408/738-2729 • [bruce@aircraftcovers.com](mailto:bruce@aircraftcovers.com)