

Tech Sheet: CubCrafters CC-18, 19, 20, Top Cub, CCK-1865, CC-19 X-Cub, CCX-2000, EX-3, FX-3

(cubcrafters-CC18.pdf)



Cub Crafters CCX-2300 Canopy Cover

Section 1: Canopy/Cockpit/Fuselage Covers

Canopy Covers help reduce damage to your airplane's upholstery and avionics caused by excessive heat, and they can eliminate problems caused by leaking door and window seals. They keep the windshield and window surfaces clean and help prevent vandalism and theft.

The **CubCrafters CC-18, 19, 20, Top Cub, CCK-1865, CC-19 X-Cub, CCX-2000, EX-3, FX-3 Canopy Cover** is custom designed and fit for each model as well as your aircraft's specific antenna and possible temperature probe placements. The Canopy Cover is designed to enclose the windshield, side and rear window area. The Canopy Cover is a one-piece design, which wraps around the canopy and closes with Velcro behind the pilot's side door. The Velcro closure allows entry to the airplane without removing the entire cover. The Canopy Cover also attaches by two belly straps, one under the engine cowling and one under the tailboom. Belly straps are adjustable and detachable from either side using heavy-duty quick release plastic buckles. The buckles are padded to prevent scratching. To ensure the most secure fit, high-quality shock cord is enclosed in the hem of the cover to help keep the cover tighter against the airplane. Canopy Covers are commonly referred to as Cabin Covers, Fuselage Covers, Canvas Covers, etc.

Each Canopy Cover is custom sewn and the corners are trimmed to match the colors of the airplane. The airplane's registration number can be imprinted onto both sides of the cover for an additional charge. A duffle bag is included with all Canopy Covers.

This cover type is made from Silver Acrylic Sunbrella canvas and is 100% lined with a soft and smooth microfiber. Bruce's Custom Covers developed this material combination especially for aircraft protection. The outer material is medium weight and treated for water resistance, UV resistance and anti-static buildup. The inner lining is a very soft and smooth microfiber to prevent scratching. The material is very reflective, and tests show that the cabin interior temperature can be reduced to near-ambient temperature on

the hottest of days. It is water, ice and snow repellent, yet breathable to allow moisture to escape from between the cover and the aircraft surface.

The **CubCrafters CC-18, 19, 20, Top Cub, CCK-1865, CC-19 X-Cub, CCX-2000, EX-3, FX-3 Over-The-Top Style Canopy Cover** encloses the windshield, side and rear windows, and extends over the top of the airplane to cover the section between the wings. This is a one-piece design, which wraps around the canopy and closes with a Velcro closure behind the pilot's side door, and at the same place on the copilot's side of the cabin. By opening the Velcro closure on the door side, one can enter the airplane without removing the entire cover. The cover will extend over the top of the cabin area to cover the wing root fairings to help protect against leaks. The cover fastens with two belly straps that are adjustable and detachable from either side with heavy-duty quick-release plastic buckles. To keep the sides of the cover snug, special tightening straps are sewn onto the upper hem on each side. To ensure the most secure fit, high-quality shock cord is enclosed in the hem of the cover to help keep the cover tighter against the airplane. Canopy Covers are commonly referred to as Cabin Covers, Fuselage Covers, Canvas Covers, etc.

Each Canopy Cover is custom sewn and the corners are trimmed to match the colors of the airplane. The airplane's registration number can be imprinted onto both sides of the cover for an additional charge. A duffle bag is included with all Canopy Covers.

This cover type is made from Silver Acrylic Sunbrella canvas and is 100% lined with a soft and smooth microfiber. Bruce's Custom Covers developed this material combination especially for aircraft protection. The outer material is medium weight and treated for water resistance, UV resistance and anti-static buildup. The inner lining is a very soft and smooth microfiber to prevent scratching. The material is very reflective, and tests show that the cabin interior temperature can be reduced to near-ambient temperature on the hottest of days. It is water, ice and snow repellent, yet breathable to allow moisture to escape from between the cover and the aircraft surface.

The **Extended Canopy Cover (Over The Top Style)** takes our standard over the top Canopy Cover design extends it down to the main wheel struts to cover the entire side of the airplane throughout the length of the cover.

This cover type is made from Silver Acrylic Sunbrella canvas and is 100% lined with a soft and smooth microfiber. Bruce's Custom Covers developed this material combination especially for aircraft protection. The outer material is medium weight and treated for water resistance, UV resistance and anti-static buildup. The inner lining is a very soft and smooth microfiber to prevent scratching. The material is very reflective, and tests show that the cabin interior temperature can be reduced to near-ambient temperature on the hottest of days. It is water, ice and snow repellent, yet breathable to allow moisture to escape from between the cover and the aircraft surface.

The **Windshield/Skylight Cover** encloses the windshield and skylight areas, and is attached with belly straps, and other straps to key locations. Details vary for different aircraft.

This cover type is made from Silver Acrylic Sunbrella canvas and is 100% lined with a soft and smooth microfiber. Bruce's Custom Covers developed this material combination especially for aircraft protection. The outer material is medium weight and treated for water resistance, UV resistance and anti-static buildup. The inner lining is a very soft and smooth microfiber to prevent scratching. The material is very reflective, and tests show that the cabin interior temperature can be reduced to near-ambient temperature on the hottest of days. It is water, ice and snow repellent, yet breathable to allow moisture to escape from between the cover and the aircraft surface.



Aviat Husky Windshield/Skylight Cover



Cub Crafters Carbon Cub FX3 Windshield/Skylight Cover, travel weight

Description	Part Number	Price
CANOPY COVER, over top type	CC18-000	\$470.00
EXTENDED CANOPY COVER, (Over-The-Top Style)	CC18-001	\$650.00
CANOPY COVER (Over-The-Top Style), extends to cover gas caps	CC18-002	\$590.00
WINDSHIELD/SKYLIGHT COVER	CC18-004	\$265.00

Section 2: Engine/Prop Covers

Engine Covers will cinch around or behind the spinner, cover the entire engine cowl area including the engine air cooling and induction air inlets, and fastens together with Velcro beneath the spinner down the front of the cowling. The Engine Cover is attached with a belly strap aft of the firewall, and can Velcro to the Canopy Cover. Engine Covers are normally made from Solution-Dyed Polyester or Acrylic *Sunbrella*. An Insulated version of the engine cover can be made with a thicker, quilted, and water-repellent material. The Insulated Engine Cover works well in cold climates to help with engine preheating.

FOR INTERIOR USE - Protect your airplane's engine inside a cold winter hangar with our reasonably priced **Insulated Hangar Blanket**. While not as form fitting as our custom fit insulated engine covers, the **Hangar Blanket** will work wonders to help protect your engine when used with a heating device. AVAILABLE IN RED OR BLACK.

Insulated Covers Material - A special composite material of solution-dyed polyester, 3M Thinsulate insulation, and soft nylon interior fabric. Our insulated covers are designed to complement an engine preheater and help retain heat in the engine compartment after shutdown. If you operate your aircraft in cold-weather, these covers will help prevent engine wear and tear.

Sorry, custom flaps and preheater access is not available on the hangar blanket. The **CubCrafters CC-18, 19, 20, Top Cub, CCK-1865, CC-19 X-Cub, CCX-2000, EX-3, FX-3 Insulated Engine Cover** works well in cold climates to help with engine preheating. You can add an access flap for an additional fee. It will cinch around or behind the spinner, cover the entire engine cowl area including the engine air inlets, and fastens together with Velcro beneath the spinner down the front of the cowling.

Insulated Covers Material - A special composite material of solution-dyed polyester, 3M Thinsulate insulation, and soft nylon interior fabric. Our insulated covers are designed to complement an engine preheater and help retain heat in the engine compartment after shutdown. If you operate your aircraft in cold-weather, these covers will help prevent engine wear and tear.

The **CubCrafters CC-18, 19, 20, Top Cub, CCK-1865, CC-19 X-Cub, CCX-2000, EX-3, FX-3 Propeller Cover** is a one-piece design that form fits to the blades and spinner. The prop cover slips over the blades and spinner and is attached by a plastic all-weather zipper on the bottom of the blades. Propeller covers can be made for multiple numbers of blades, and for wooden, composite or metal props. The Propeller Cover is normally made from Acrylic *Sunbrella* or Solution-Dyed Polyester and is lined 100% with a soft and smooth microfiber. **Insulated Propeller Covers** works well in cold climates to help with engine preheating. These insulated versions are made with a thicker, quilted, water-repellent, and breathable material.

This cover type is made from Silver Acrylic Sunbrella canvas and is 100% lined with a soft and smooth microfiber. Bruce's Custom Covers developed this material combination especially for aircraft protection. The outer material is medium weight and treated for water resistance, UV resistance and anti-static buildup. The inner lining is a very soft and smooth microfiber to prevent scratching. The material is very reflective, and tests show that the cabin interior temperature can be reduced to near-ambient temperature on the hottest of days. It is water, ice and snow repellent, yet breathable to allow moisture to escape from between the cover and the aircraft surface.



Piper Super Cub Insulated Engine Cover



Aviat Husky Insulated Engine Cover

Description	Part Number	Price
ENGINE COVER, specify model	CC18-105	\$360.00
INSULATED ENGINE COVER, specify model	CC18-106	\$480.00
PROPELLOR/SPINNER COVER, 2 blade	CC18-120	\$205.00
INSULATED PROPELLOR/SPINNER COVER, 2 blade	CC18-125	\$255.00
INSULATED HANGAR BLANKET, INTERIOR USE	CC18-HB1	\$300.00

Section 3: Plugs & Protection

CubCrafters CC-18, 19, 20, Top Cub, CCK-1865, CC-19 X-Cub, CCX-2000, EX-3, FX-3 Pitot Tube Covers NOT HEAT RESISTANT TYPE, are made of Naugahyde vinyl, and are designed to cover the entire pitot assembly. Slipping over the tube, the cover tightens around the base with a Velcro strap detail. A "Remove Before Flight" streamer is attached to the cover. **Heat Resistant Pitot Covers** are an upgrade to this design, and help prevent the pitot cover from melting onto the tube if the pitot heat is accidentally turned on while installed. If you want the set tethered together, please let us know.

Engine Inlet Plugs are custom fit for your CubCrafters CC-18, 19, 20, Top Cub, CCK-1865, CC-19 X-Cub, CCX-2000, EX-3, FX-3 intakes, made with heavy-duty vinyl material, and stuffed with a single block of sculpted urethane foam. Each plug has a zipper that allows the foam to be removed and dried if necessary. Engine plugs have warning flags that are visible from the cockpit or 'remove before flight' streamers sewn onto the face of the plugs. Most plugs are imprinted with the aircraft registration number in black for an extra charge. Storage bag NOT included. Engine plugs may be inserted after flight when the engine is still warm. **Engine Inlet Plugs are commonly referred to as Cowl Plugs, Intake Plugs, Cowl Blocks, Engine Blocks, and Engine Bung.**



Cub Crafters EX2 Canopy Cover, Engine Plugs



Cub Crafters CC-19 X-Cub Engine Plugs

Description	Part Number	Price
ENGINE INLET PLUGS, EX3, FX3, CC19-180 models (set of 2)	CC18-100	\$190.00
ENGINE INLET PLUGS, Top Cub CC18-180, model (set of 2)	CC18-101	\$190.00
ENGINE INLET PLUGS, NX Cub, X23, CC19-215 models (set of 2)	CC18-102	\$190.00
ENGINE INLET PLUGS, EX, FX, EX2, FX2, models (set of 5)	CC18-104	\$255.00
COWL FLAP PLUGS (set of 2)	CC18-118	\$100.00
PITOT COVER (specify length)	CC18-HPX	\$35.00

Section 4: Wing/Tail/Empennage Covers

Horizontal Stabilizer Covers are a perfect solution to protect your paint from sun damage and prevent frost, snow, ice buildup, and corrosion. They are made from Solution-Dyed Polyester or Acrylic *Sunbrella*. They cover the entire upper surface of the stabilizers and overlap around the leading and trailing edges as well as the wing tip. The covers secure under each stabilizer with adjustable straps. In some instances, cut-outs are made in the trailing edge of the wing covers to accommodate for static wicks. **Horizontal Stabilizer Covers** for winter use or long-term all year use are usually available, and are normally made from Solution-Dyed Polyester or Acrylic *Sunbrella*. A Hail Protection version can be made which incorporates dense closed cell foam into the entire upper surface of the wing covers to help prevent hail damage. Although these covers are bulky, they do help protect your wing and control surfaces against small to medium-size hail.

ALL-YEAR USE MATERIAL - Made with Silver Acrylic *Sunbrella* canvas, the all-year use material is the best option for sun protection and cover longevity. This heavier more durable material is intended for all weather conditions, such as rain and snow or lots of sun.

WINTER USE MATERIAL - Made with Solution-Dyed Polyester fabric, this option is intended for seasonal use to aid in deicing, rain mitigation, or for occasional travel. The material is lighter and more compact, but more susceptible to UV damage and may have a shorter useful life if used continuously outside than the all-year use material.

The **CubCrafters CC-18, 19, 20, Top Cub, CCK-1865, CC-19 X-Cub, CCX-2000, EX-3, FX-3 Empennage Cover** is a complete, one-piece cover which covers both the vertical and horizontal stabilizers, as well as the tailboom. It is normally made from *Solution-Dyed Polyester* or *Acrylic Sunbrella*. The cover attaches with adjustable straps underneath the belly. The cover is pulled back over the vertical stabilizer and a plastic all-weather zipper is closed at the trailing edge of the rudder. The cover is then stretched over the elevators and zippered closed along the bottom outboard elevator surfaces. The covers cinch under the horizontal stabilizers using adjustable straps. All antennas, beacons and static wicks, if applicable, are accounted for in the design.

ALL-YEAR USE MATERIAL - Made with Silver Acrylic *Sunbrella* canvas, the all-year use material is the best option for sun protection and cover longevity. This heavier more durable material is intended for all weather conditions, such as rain and snow or lots of sun.

WINTER USE MATERIAL - Made with Solution-Dyed Polyester fabric, this option is intended for seasonal use to aid in deicing, rain mitigation, or for occasional travel. The material is lighter and more compact, but more susceptible to UV damage and may have a shorter useful life if used continuously outside than the all-year use material.

The **CubCrafters CC-18, 19, 20, Top Cub, CCK-1865, CC-19 X-Cub, CCX-2000, EX-3, FX-3 Wing Covers** are a perfect solution to protect your paint from sun damage and prevent winter frost, snow, ice buildup, and corrosion. They are made from Solution-Dyed Polyester or Acrylic *Sunbrella* and form-fit to slip around each wing tip, cover the entire upper surface of the wing and wrap around the leading and trailing edges. The covers secure under the wing with adjustable straps from the trailing edge to the leading edge. The wing covers can also attach to each other with adjustable straps at the leading and trailing edges of the wing under the belly of the plane. In some instances, cut-outs are made in the trailing edge of the wing covers to accommodate static wicks. We have the ability to also accommodate wing tip modifications, such as STOL kits, droop tips, and vortex generators. Wing covers are labeled LEFT and RIGHT for your convenience. Wing Covers are available for winter use or long-term, all-year use. A Hail Protection version can be made which incorporates very dense closed cell foam into the entire upper surface of the wing covers to help prevent hail damage. Although these covers are bulky, they do help protect your wing and control surfaces against small to medium-size hail.

ALL-YEAR USE MATERIAL - Made with Silver Acrylic Sunbrella canvas, the all-year use material is the best option for sun protection and cover longevity. This heavier more durable material is intended for all weather conditions, such as rain and snow or lots of sun.

WINTER USE MATERIAL - Made with Solution-Dyed Polyester fabric, this option is intended for seasonal use to aid in deicing, rain mitigation, or for occasional travel. The material is lighter and more compact, but more susceptible to UV damage and may have a shorter useful life if used continuously outside than the all-year use material.



Aviat Husky Insulated Engine Cover, Wing Covers



Piper PA-18-150 Super Cub Complete Cover Set

Description	Part Number	Price
WING COVERS, WINTER USE, (with VG reinforcement patches) (set of 2)	CC18-200	\$580.00
WING COVERS, ALL YEAR USE, (with VG reinforcement patches) (set of 2)	CC18-205	\$775.00
HORIZONTAL STABILIZER COVERS, WINTER USE (set of 2)	CC18-300	\$155.00
HORIZONTAL STABILIZER COVERS, ALL YEAR USE (set of 2)	CC18-305	\$245.00
EMPENNAGE COVER (Tailboom, Vertical & Horiz Stabilizers), WINTER USE	CC18-400	\$505.00
EMPENNAGE COVER (Tailboom, Vertical & Horiz Stabilizers), ALL YEAR USE	CC18-405	\$570.00

Section 5: HeatShields & Sun Reflectors

Windshield Heatshields are interior sunshades for an aircraft's front windshield. The product is a unique composite of closed-cell foam with a silver mylar finish. The semi-rigid design is stiff enough to stand along the inside of the windshield using sun visors or window framing. It folds up flat and easily stores in the included storage sleeve. Some designs may require velcro and suction cups or split right and left sides. A Heatshield is an excellent short-term remedy for cockpit overheating. An external fabric cover is far more effective and practical for long-term protection.

Description	Part Number	Price
WINDSHIELD HEATSHIELD	CC18-900	\$110.00

Section 6: Miscellaneous Products

The **CubCrafters CC-18, 19, 20, Top Cub, CCK-1865, CC-19 X-Cub, CCX-2000, EX-3, FX-3 Tailcone Cover** fits onto the tailcone area to cover the holes that birds can fly into and nest. The cover easily straps onto the leading edge of the horizontal stabilizer with padded hooks or overlaps with the elevators slightly and attaches under the horizontal stabilizers with adjustable straps. Tailcone Covers are normally made with Solution-Dyed Polyester or Acrylic *Sunbrella*.



Cub Crafters EX2 Canopy Cover, Engine Plugs



Piper PA-18-150 Super Cub Complete Cover Set

Description	Part Number	Price
TIRE COVERS (specify tire size) (set of 2)	CC18-500	\$185.00
TIRE COVERS (NX Model, includes nose gear tire cover) (specify tire size) (set of 3)	CC18-501	\$275.00
TAIL WHEEL TIRE COVER	CC18-502	\$125.00

Section 7: Light Weight Products: Travel Covers and FlyAway Covers

The **Lightweight Travel Canopy Cover** will cover the same area as our standard Canopy Cover, but the material used is very lightweight and will fold up and store in a much smaller space. This cover is ideal for the airplane that is stored in a hangar full-time and only needs a cover on rare occasions.

Travel Covers are made with Silver Solution-Dyed Polyester fabric and only lined over the windshield to save weight. The material is lightweight and more compact for easy stowage in the aircraft. The polyester material is water resistant, but only intended for occasional use outside. We also have an ultra lightweight material available for fitted hangar dust covers. For daily outdoor use, the non-travel Sunbrella Cover is the best choice.

The **Windshield/Skylight Cover** encloses the windshield and skylight areas, and is attached with belly straps, and other straps to key locations. Details vary for different aircraft.

This cover type is made from Silver Acrylic Sunbrella canvas and is 100% lined with a soft and smooth microfiber. Bruce's Custom Covers developed this material combination especially for aircraft protection. The outer material is medium weight and treated for water resistance, UV resistance and anti-static buildup. The inner lining is a very soft and smooth microfiber to prevent scratching. The material is very reflective, and tests show that the cabin interior temperature can be reduced to near-ambient temperature on the hottest of days. It is water, ice and snow repellent, yet breathable to allow moisture to escape from between the cover and the aircraft surface.



CubCrafters Carbon Cub Engine Plugs



Cub Crafters CC-11 Windshield Cover

Description	Part Number	Price
TRAVEL COVER, Light Weight Canopy Cover (Over-Top Style)	CC18-800	\$385.00
TRAVEL COVER, Light Weight Travel Windshield/Skylight Cover	CC18-804	\$240.00

Prices subject to change. Other Covers and Design Alterations: Prices on request.
Prices are FOB Morgan Hill, CA. Sales tax on orders shipped to California addresses. Orders take approximately 3 weeks to complete. For domestic orders we normally ship by UPS ground service. Next day shipping and air parcel post is available on request. We can take payment by Visa, Mastercard, American Express, or Discover.

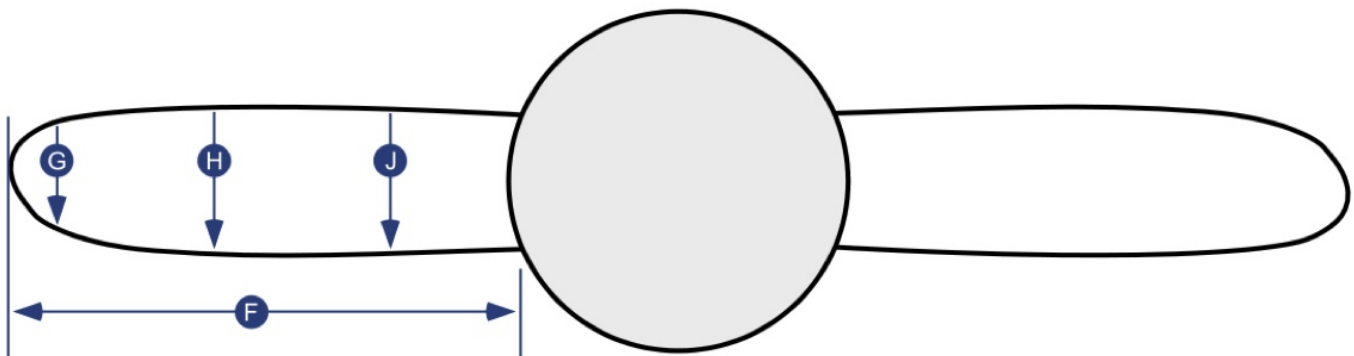
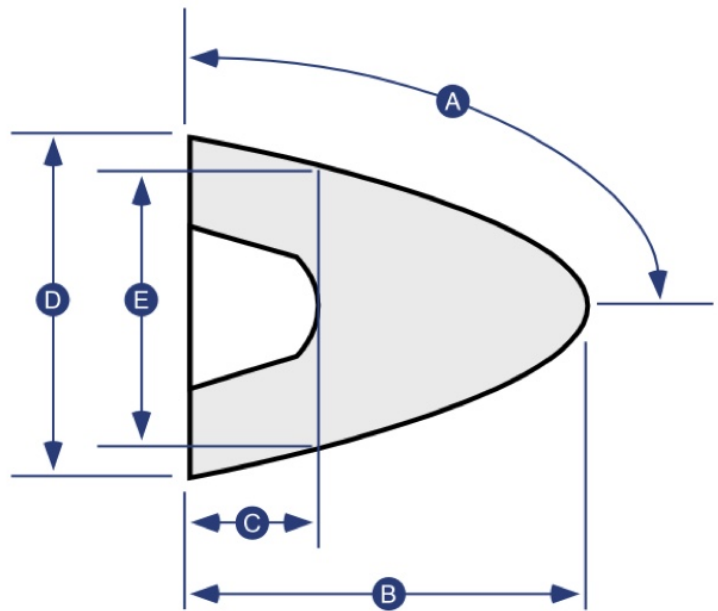
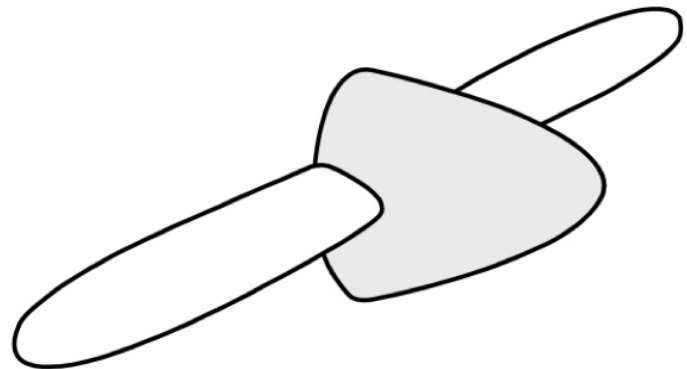
Bruce's Custom Covers offers protective covers and plugs for virtually every type of airplane, jet and helicopter. If you have questions about our products please call any time TOLL FREE: 800/777-6405, or FAX: 408/738-2729.

Instructions: Measure to the nearest 1/8" and only fill in what applies. You may email, fax or phone in the measurements.

Aircraft Reg / Tail Number: _____ Aircraft Type: _____ Year: _____
 Name: _____ Phone & Email: _____

Propellor Measurements

Please check one:	2 - Blade	3 - Blade	4 - Blade
A Measure along surface of cone			
B Measure "straight line" base to tip			
C Base to top of blade root opening			
D Provide diameter or circumference			
E Provide diameter or circumference			
F Blade root to prop tip			
G Trailing edge to leading edge			
H Trailing edge to leading edge			
J Trailing edge to leading edge			



Instructions: Measure to the nearest 1/8" and only fill in what applies. You may email, fax or phone in the measurements.

Aircraft Reg / Tail Number: _____ Aircraft Type: _____ Year: _____
 Name: _____ Phone & Email: _____

OAT Placement							
A	From top of windshield						
B	Offset from centerline						
	<table style="width: 100%; text-align: center; border-collapse: collapse;"> <tr> <td style="width: 33%; border: 1px solid black;">Left</td> <td style="width: 33%; border: 1px solid black;">Center</td> <td style="width: 33%; border: 1px solid black;">Right</td> </tr> <tr> <td style="font-size: small;">(pilot)</td> <td></td> <td style="font-size: small;">(co-pilot)</td> </tr> </table>	Left	Center	Right	(pilot)		(co-pilot)
Left	Center	Right					
(pilot)		(co-pilot)					
C	Height						
D	From FWD edge						
E	From lower edge						
F	From forward corner						
G	Distance forward						



Antenna Placements	Example <small>(inches or metric)</small>	Antenna #1			Antenna #2			Antenna #3			Antenna #4																																	
H Distance from top center windshield to front of Antenna	<i>34 5/8"</i>																																											
J Length/Width of Antenna base	<i>5 1/2" x 3 1/4"</i>																																											
K Offset from Centerline	<i>9 1/2"</i>																																											
Antenna Offset (mark one)	<table style="width: 100%; text-align: center; border-collapse: collapse;"> <tr> <td style="width: 16.6%; border: 1px solid black;">Left</td> <td style="width: 16.6%; border: 1px solid black;">Center</td> <td style="width: 16.6%; border: 1px solid black;">Right</td> <td style="width: 16.6%; border: 1px solid black;">Left</td> <td style="width: 16.6%; border: 1px solid black;">Center</td> <td style="width: 16.6%; border: 1px solid black;">Right</td> <td style="width: 16.6%; border: 1px solid black;">Left</td> <td style="width: 16.6%; border: 1px solid black;">Center</td> <td style="width: 16.6%; border: 1px solid black;">Right</td> <td style="width: 16.6%; border: 1px solid black;">Left</td> <td style="width: 16.6%; border: 1px solid black;">Center</td> <td style="width: 16.6%; border: 1px solid black;">Right</td> <td style="width: 16.6%; border: 1px solid black;">Left</td> <td style="width: 16.6%; border: 1px solid black;">Center</td> <td style="width: 16.6%; border: 1px solid black;">Right</td> </tr> <tr> <td style="font-size: x-small;">(pilot)</td> <td style="font-size: x-small;">X</td> <td style="font-size: x-small;">(co-pilot)</td> <td style="font-size: x-small;">(pilot)</td> <td style="font-size: x-small;">(co-pilot)</td> <td style="font-size: x-small;">(pilot)</td> <td style="font-size: x-small;">(co-pilot)</td> <td style="font-size: x-small;">(pilot)</td> <td style="font-size: x-small;">(co-pilot)</td> <td style="font-size: x-small;">(pilot)</td> <td style="font-size: x-small;">(co-pilot)</td> <td style="font-size: x-small;">(pilot)</td> <td style="font-size: x-small;">(co-pilot)</td> <td style="font-size: x-small;">(pilot)</td> <td style="font-size: x-small;">(co-pilot)</td> </tr> </table>	Left	Center	Right	Left	Center	Right	Left	Center	Right	Left	Center	Right	Left	Center	Right	(pilot)	X	(co-pilot)	(pilot)	(co-pilot)	(pilot)	(co-pilot)	(pilot)	(co-pilot)	(pilot)	(co-pilot)	(pilot)	(co-pilot)	(pilot)	(co-pilot)													
Left	Center	Right	Left	Center	Right	Left	Center	Right	Left	Center	Right	Left	Center	Right																														
(pilot)	X	(co-pilot)	(pilot)	(co-pilot)	(pilot)	(co-pilot)	(pilot)	(co-pilot)	(pilot)	(co-pilot)	(pilot)	(co-pilot)	(pilot)	(co-pilot)																														
L Slope length of Antenna <small>(types 1-3 only)</small>	<i>18"</i>																																											
M Antenna Type <small>(see types below)</small>	<i>1</i>																																											

